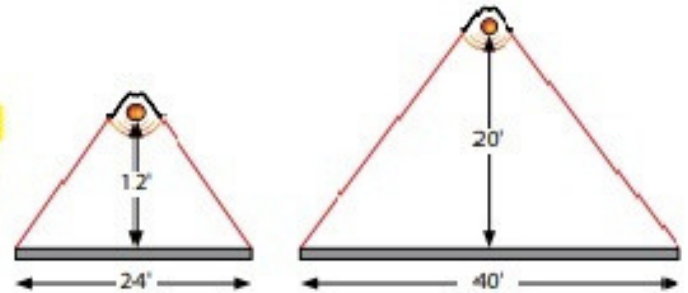


TOP 10 Infrared Heating Installation and Application Mistakes

- 1 Selecting too Long of a Heater for the Mounting Height.** All infrared heaters have a temperature differential down the length of the radiant tube exchanger. When a longer heater is mounted too low (i.e. a 60' long heater mounted at 12' high), the infrared waves don't have a chance to spread out evenly. This can create an uncomfortable situation and possibly an unhappy customer.

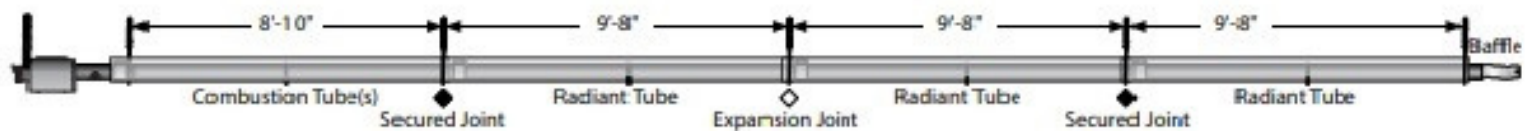


- 2 Turbulator Baffles in the Wrong Tubes.** The turbulator baffles should ALWAYS be placed in the tube(s) farthest from the burner. Baffles placed incorrectly in the first tube(s) will cause premature failure and poor heat distribution.

- 3 Proper Chain/Cable Mounting.** Mounting cables or chains should be perfectly straight up and down. If the cables or chains are installed in a non-vertical fashion, it will pull on the exchanger tubes in opposing directions and could lead to an unsafe installation.



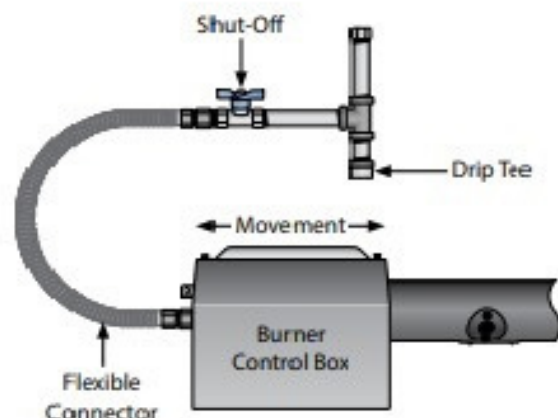
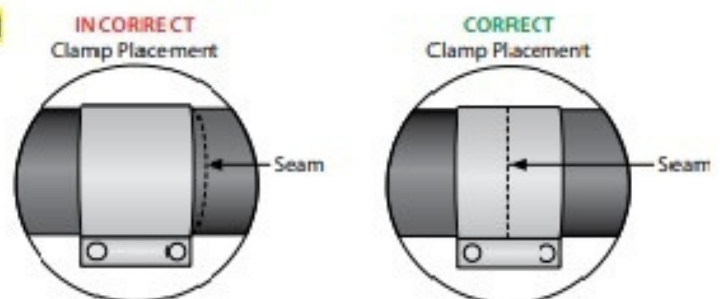
- 4 Improper Hanger Placement.** The first ten foot tube downstream of the burner should have two hangers; one near each joint, and every tube thereafter should have one hanger placed nearest the following joint. The hangers have a key role in properly supporting the reflectors as well as the load distribution on the exchanger tubes (see illustration below).



- 5 Improper Securing of the Reflectors.** Most reflector joints should be properly secured with the exception of one expansion joint per heater. Refer to the installation manual for proper expansion locations (see illustration above).

- 6 Proper Tube Placement.** Many heater models (particularly 150 MBH and higher) require certain tubes to be placed immediately downstream of the burner. Identify these labeled tubes for appropriate placement.

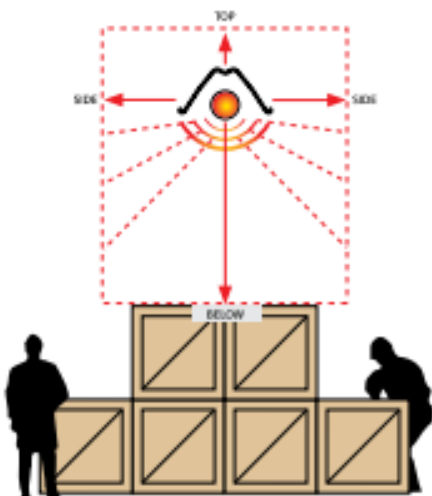
- 7 Properly Securing the Clamps.** Clamps should be centered on the tube seams and should be secured to the proper ft-torque guidelines. This will preclude against tube separation and an unsafe installation.



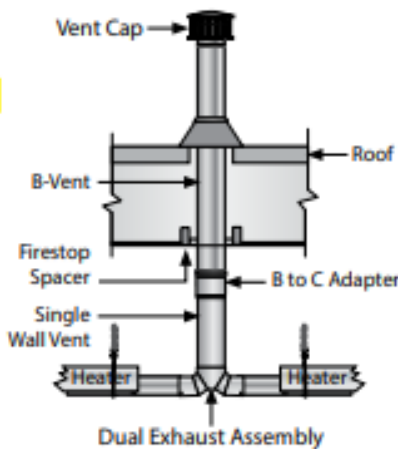
- 8 Improper Gas Flex Line Connection.** The flexible gas line coming into the heater should be properly affixed in a "C" shaped pattern to allow the heater to expand and contract without excessive stress on the connection.

9 Common Venting, Common Thermostat. When common venting multiple heaters it is essential that these heaters are all on the same control device. This will ensure all heaters are in operation at the same time in order to preclude exhaust gases from traveling down a non-operating heater and nuisance condensing issues.

10 Clearances to Combustibles.



Proper clearances to combustible objects must ALWAYS be maintained. Please refer to the clearance data label affixed to the unit or the product data sheets to ensure that the unit is mounted in a safe location. Additional clearance warning plaques can be attained and/or additional shielding can be utilized to overcome unsafe scenarios. Please contact us, your factory authorized representative, for proper guidance.



Our staff comes complete with a CAD engineering and design team, experienced office personnel, and experts in technical assistance. This ensures our customers receive the best HVAC systems, parts, service, price and delivery in the industry.

Scott Fleet - Owner



Scott has been in the industry for over 20 years. He is the former Director of Engineering & Sales at Detroit Radiant Products Company. He offers extensive knowledge for many HVAC applications.

John Chiri - Owner



John has been in the industry for over 35 years. He has a wealth of knowledge in the Commercial and Industrial Mechanical Systems field.

Our 2017 Open House A Big Success

Many thanks to our engineers, contractors, and other customers that attended our first open house. We had a great time and were able to provide a great education to many at the same time. A further congratulations to the prize winners that attended. We look forward to seeing you at our next open house in 2018.



Door prize: Flat Screen TV
Winner: Jerry Maxwell, Superior Heating



Door prize: Detroit Tiger Tickets
Winner: David Williams, Krapp Service Co.



Door prize: Motor City Casino Package
Winner: Jon Janssen, Macomb Mechanical

Thank You Sponsors



We're Growing... Increased Staffing Means More Help for You!

Jason "Crusher" Cruciano



Sales Associate from Port Huron, Michigan. Twenty years sales experience in the construction and food supply industry.

John "Stu" Stuart



Warehouse and Dock worker from St. Clair Shores, Michigan. Retail and Customer Service experience. The muscle of International Radiant!

Patricia Maya



Office Staff from Hamtramck, Michigan. Ready, willing and able to assist.